



# TARA ELECTRIC VEHICLES

TARA SERIES BROCHURE V3.10 Jul 25, 2024 (European Version)



# TRARA

SERIES



July 2024

All Rights Reserved by Tara Electric Vehicles.

# A REVOLUTION IN THE GOLF CART INDUSTRY

Ever since the first Tara golf cart was conceived 18 years ago, we have built vehicles that challenge what is possible. These in turn have challenged their owners to explore new territories and conquer difficult terrains. Our vehicles epitomise our brand. Vehicles with exemplary design credentials and engineering capabilities. Which is how we continue to break new ground, defy conventions and encourage each other to go further. Tara truly enables you to make more of your world, to go above and beyond.

TARA's compelling exterior changes enhance the vehicle's sporting profile and exterior detailing, whilst its all-new interior provides a sophisticated, crafted, contemporary experience. The latest technologies help keep you safe, connected, informed and entertained.

- 4 FACTORIES
- 8 PRODUCT LINES
- 400000 CARTS SOLD

**18** YEARS  
EXPERIENCE  
IN THE GOLF CART  
INDUSTRY



# FEATURES

**1** ALUMINUM CANOPY SUPPORT

**2** FOLDABLE WINDSHIELD

**3** EASY-TO-REMOVE BODY

**4** 9" BLUETOOTH TOUCHSCREEN

**5** ALUMINUM FRONT SUPPORT

**6** RETRACTABLE GOLF BAG COVER

**7** LUXURY SEATS

**8** ILLUMINATED SPEAKERS

**9** RADIAL TIRES

**10** RUST-PROOF ALUMINUM CHASSIS

**11** LARGE SWEATER BASKET WITH AMPLE SPACE FOR MULTIPLE COOLERS

**12** AUTOMOBILE CLASS IMPACT-RESISTANT REAR BUMPER

**13** LITHIUM BATTERIES

**14** LED BRAKE LIGHTS AND TURNING SIGNALS



# FEATURES

**1** ALUMINUM CANOPY SUPPORT

**2** FOLDABLE WINDSHIELD

**3** LUXURY SEATS

**4** CUPHOLDERS

**5** ALUMINUM FRONT SUPPORT

**6** BRUSH GUARD FOR LIFTED MODELS

**7** EASY-TO-REMOVE BODY

**8** REAR ARMREST WITH BUILT-IN STORAGE COMPARTMENT

**9** SILENT TIRES WITH OFF-ROAD TREAD

**10** RUST-PROOF ALUMINUM CHASSIS

**11** REAR HANDRAIL (OPTIONAL GOLF BAG HOLDER KIT)

**12** AUTOMOBILE CLASS IMPACT-RESISTANT REAR BUMPER

**13** LITHIUM BATTERIES (STANDARD WITH 160AH LITHIUM BATTERY PACK. )

**14** LED BRAKE LIGHTS AND TURNING SIGNALS

**15** SOUND BAR

**16** SIDE MIRRORS

**17** ILLUMINATED SPEAKERS


**18** RUNNING BOARD





# ALUMINUM CHASSIS

Tara features an ultra-strong and lightweight chassis, complemented by a lightweight lithium battery pack. This combination offers a light and nimble driving experience, allowing it to glide effortlessly across the course with grace.



ALUMINUM FRAME

DOUBLE WISHBONE INDEPENDENT SUSPENSION



Double A-ARM



AC Induction Motor



Durability

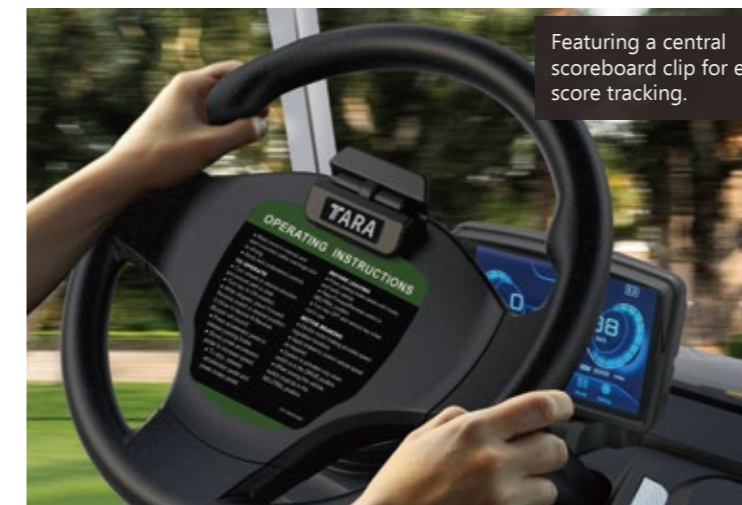


## STEERING HEIGHT ADJUSTMENT

Tara's innovative steering height adjustment stands out by enhancing driving comfort for individuals of all sizes. This feature allows for easy customization, accommodating each driver's unique preferences.

# MULTI-FUNCTIONAL DASHBOARD

Tara's sleek exterior and modern interior elevate your golfing experience. The redesigned interior is engineered to minimize noise and prevent items from sliding, securely holding drinks, tees, golf bags, cellphones, and gloves. Additionally, Tara keeps you well-informed about the golf cart's status, ensuring a seamless and informed outing on the green.



Featuring a central scoreboard clip for easy score tracking.

COMFORT GRIP STEERING WHEEL



## CONTROL SWITCHES

- Single-key start button for effortless power activation.
- Direction selection knob for smooth transitions between gears.
- Designed for convenience with tactile and easily accessible controls.

HANDY, TANGIBLE, EASY ACCESS



## BUILT-IN DASH REFRIGERATOR

Perfect for keeping refreshments cool, making it the ideal addition for a day on the greens. Enjoy chilled beverages anytime during your game.

# DESIGNED FOR GOLFING



← SPIRIT PRO



→ SPIRIT PLUS

## SIT BACK. YOU'RE IN A WORLD OF YOUR OWN.

The TARA has flowing contours that are crafted in your choice of premium materials, depending on how you wish to configure your golf cart or accentuate the interior. A wide array of add-on accessories available for both golfing and personal use.



Golf Bag Holder



Retractable Golf Bag Cover



Caddy Master Cooler



Ball Washer



Sand Bottle



Optional Sand Trap Rake Kit

SPIRIT PRO & SPIRIT PLUS

# FEATURES



## HEAVY-DUTY INJECTION MOLDED CANOPY

Built with robust injection molding, TARA is equipped with grab handles, an under-canopy storage compartment, and designated spots for GPS, speakers, enclosure, light stripe, and more. Designed for durability and convenience, it ensures both protection and accessibility for your gear during your journeys.



**FOAM RISE SEAT**  
For spirit pro model (standard) & spirit plus model (optional)


## FOAM SEAT AND ALL-CLIMATE LUXURY SEAT

TARA's foam rise & Luxury Seats offer a well-rounded experience, combining comfort, protection, and aesthetics seamlessly. Whether you prioritize comfort, style, or both, our seats ensure a luxurious experience while cruising for personal transits.



## ALUMINUM CANOPY SUPPORTS

Make your golf cart the toughest one on the golf course, keep all rusts off your exposed canopy parts.



## USB CHARGING PORT

USB charging port keeps you charged on the go.



## STORAGE COMPARTMENT WITH GOLF BALL HOLDER

Keeps you ready for golfing. Holds multiple golf balls.



## CUP HOLDER

This cupholder in your golf cart reduces the risk of spills and makes it easier to transport soda, beer and other drinks.



## SPIRIT PRO TIRE

8" IRON WHEEL  
18/8.5-8 TIRE



## SPIRIT PLUS TIRE

12" ALUMINUM WHEEL  
205/50R12 RADIAL TIRE



## Accelerator / Brake Pedal

The accelerator is on the right.  
The brake is on the left.



**CADDY STAND**



**Sand Bottle**



**Ball Washer**



**Caddy Master Cooler**

**HARMONY**  
**FEATURES**



**HARMONY TIRE**  
8" IRON WHEEL 18/8.5-8 TIRE



**STORAGE COMPARTMENT WITH GOLF BALL HOLDER**

Keeps you ready for golfing. Holds multiple golf balls.



**Golf Bag Holder**



# CUBOID SOUNDBAR



The most significant advantage is its compact size and the features included within that compact frame. The system comes equipped with a soundbar and additional speakers. It can connect wirelessly through the screen and offers adjustable light modes, with speaker lights that pulse in sync with the music.

**FUN. FANCY. KEEP YOUR PARTY GOING**



## ILLUMINATED SPEAKERS

Enhance your audio experience with the Illuminated Speakers, crafted to provide exceptional sound quality and dynamic ambient lighting for a visually stunning appeal.



ROADSTER 2+2 & EXPLORER 2+2

# FEATURES



## REAR ARMREST WITH BUILT-IN STORAGE COMPARTMENT

This cupholder in your golf cart reduces the risk of spills and makes it easier to transport soda, beer and other drinks.



## HEAVY-DUTY INJECTION MOLDED CANOPY

Built with robust injection molding, TARA is equipped with grab handles, an under-canopy storage compartment, and designated spots for GPS, speakers, enclosure, light stripe, and more. Designed for durability and convenience, it ensures both protection and accessibility for your gear during your journeys.



## ALL-CLIMATE LUXURY SEAT

TARA's Luxury Seats are incredibly well-rounded. Whether you're looking for comfort, protection, aesthetics, or all three, our seat designs have you covered. Our Luxury Line Seats include Soft-Touch Imitation Leather, well carved with an Exotic pattern. Get yourself comfortable while you are going on cruising for personal transits.

1. ARMREST 2. STANDARD SAFETY BELT



## REAR HANDRAIL

1. Optional golf cart bag holder kit.  
2. Optional towing hitch receiver.



## STORAGE COMPARTMENT WITH GOLF BALL HOLDER

Keeps you ready for golfing. Holds multiple golf balls.



## CUP HOLDER

This cupholder in your golf cart reduces the risk of spills and makes it easier to transport soda, beer and other drinks.



## ACCELERATOR / BRAKE PEDAL

The accelerator is on the right. The brake is on the left.



## ROADSTER 2+2 TIRE

12" ALUMINUM WHEEL  
205/50R12 RADIAL TIRE



## EXPLORER 2+2 TIRE

14" ALUMINUM WHEEL / 23X10-14  
SILENT TIRE WITH OFF-ROAD



## BRUSH GUARD FOR LIFTED MODELS

# LED LIGHTING

**BEAM AT THE DARKNESS !  
ECO-FRIENDLY. COST-EFFICIENT.  
LONG LASTING. HASSLE-FREE.**

Our personal transportation vehicles come standard with LED lights, high beams, low beams, daytime running lights, turn signals, and brake lights for a brighter ride. Our lights are more powerful with less drain on your batteries, delivering 2-3 times wider field of vision than our competitors, so you can enjoy the ride worry-free, even after the sun goes down.



# LITHIUM BATTERY

- ULTRA SAFE
- 8-YEAR WARRANTY
- NO MAINTENANCE



Our lithium-ion battery packs are meticulously designed as a seamless drop-in replacement for lead-acid batteries. Enjoy the advantages of lithium-ion technology, such as reduced weight, faster charging, extended lifespan, maintenance-free operation, and lower electricity bills. Our battery features an integrated management system with an On/Off switch and a state-of-charge (SOC) gauge for enhanced control and monitoring.



MODEL: L48105



MODEL: L48160



- Light weight
- Safety
- Maintenance free
- Quick charging
- 15 years Long life
- IP66
- PERFORMANCE
- ECO Friendly
- Aluminum pack
- Less cost



25A Adaptive On-board Charger  
(FOR ROADSTER 2+2 & EXPLORER 2+2)



17A Adaptive Charger  
(FOR SPIRIT PRO & SPIRIT PLUS & HARMONY)




Mobile & PC Live Monitor App

# PAINTS

\*PLEASE NOTE THAT, DUE TO VARIATIONS AMONGST PRINTINGS, ACTUAL COLORS MAY VARY SLIGHTLY FROM WHAT APPEARS ON THIS PAGE. CHECK WITH DEALER FOR ACTUALLY BRIGHTNESS/SATURATION OF A COLOR (CHECK THE PHYSICAL COLOR TEMPLATES POSSESSED BY DEALERSHIPS BEFORE YOU PLACE ORDERS ). WE RESERVE THE RIGHTS TO MAKE CORRECTIONS AS WELL AS PRODUCT ALTERATIONS AND IMPROVEMENTS AT ANY TIME WITHOUT NOTICE.


## COLORS (FOR SPIRIT PRO & SPIRIT PLUS & HARMONY)



GREEN



WHITE



SILVER



BEIGE



SANDSTONE



PORTIMAO BLUE  
(PPG COLOR)

## PPG COLORS (FOR ROADSTER 2+2 & EXPLORER 2+2 )



FLAMENCO RED



PORTIMAO BLUE



MEDITERRANEAN  
BLUE



MINERAL WHITE



ARCTIC GRAY



BLACK SAPPHIRE

# SEAT COLORS

\*PLEASE NOTE THAT, DUE TO VARIATIONS AMONGST PRINTINGS, ACTUAL COLORS MAY VARY SLIGHTLY FROM WHAT APPEARS ON THIS PAGE. CHECK WITH DEALER FOR ACTUALLY BRIGHTNESS/SATURATION OF A COLOR (CHECK THE PHYSICAL COLOR TEMPLATES POSSESSED BY DEALERSHIPS BEFORE YOU PLACE ORDERS ). WE RESERVE THE RIGHTS TO MAKE CORRECTIONS AS WELL AS PRODUCT ALTERATIONS AND IMPROVEMENTS AT ANY TIME WITHOUT NOTICE.



BEIGE



KHAKI




BROWN



BLACK




# DIMENSIONS



## SPIRIT PRO

Rated Passengers (person)	2
System Voltage (V)	48
Motor Power (kw)	4
Charging Time (H)	3-5
Dimension (mm)	2530×1220×1930
Wheelbase (mm)	1642.48
Wheel Tread (front/rear mm)	1200/1210
Maximum Speed (km/h)	20
Braking Distance (m)	≤3
Minimum Turning Radius (m)	≤3
Maximum Gradability (full load)	25%
Curb Weight (kg)	370
Maximum Gross Weight (kg)	520
Minimum Ground Clearance (full load)	110
Suspension System	Front: double wishbone independent suspension Rear: leaf spring suspension




## SPIRIT PLUS

Rated Passengers (person)	2
System Voltage (V)	48
Motor Power (kw)	6.3
Charging Time (H)	3-5
Dimension (mm)	2530×1220×1956
Wheelbase (mm)	1642.48
Wheel Tread (front/rear mm)	1200/1210
Maximum Speed (km/h)	20
Braking Distance (m)	≤3
Minimum Turning Radius (m)	≤3
Maximum Gradability (full load)	25%
Curb Weight (kg)	390
Maximum Gross Weight (kg)	540
Minimum Ground Clearance (full load)	135
Suspension System	Front: double wishbone independent suspension Rear: leaf spring suspension





# DIMENSIONS



## ROADSTER 2+2

Rated Passengers (person)	4
System Voltage (V)	48
Motor Power (kw)	6.3
Charging Time (H)	3-5
Dimension (mm)	2995×1410(rearview mirror)×1985
Wheelbase (mm)	1642.48
Wheel Tread (front/rear mm)	1221/1231
Maximum Speed (km/h)	40
Braking Distance (m)	≤4
Minimum Turning Radius (m)	≤5
Maximum Gradability (full load)	25%
Curb Weight (kg)	410
Maximum Gross Weight (kg)	710
Minimum Ground Clearance (full load)	160
Suspension System	Front: double wishbone independent suspension Rear: leaf spring suspension



# DIMENSIONS




## EXPLORER 2+2

Rated Passengers (person)	4
System Voltage (V)	48
Motor Power (kw)	6.3
Charging Time (H)	3-5
Dimension (mm)	2995×1410(rearview mirror)×2100
Wheelbase (mm)	1642.48
Wheel Tread (front/rear mm)	1253/1263
Maximum Speed (km/h)	40
Braking Distance (m)	≤4
Minimum Turning Radius (m)	≤5
Maximum Gradability (full load)	25%
Curb Weight (kg)	460
Maximum Gross Weight (kg)	760
Minimum Ground Clearance (full load)	160
Suspension System	Front: double wishbone independent suspension Rear: leaf spring suspension



# DIMENSIONS



## HARMONY

Rated Passengers (person)	2
System Voltage (V)	48
Motor Power (kw)	4
Charging Time (H)	3-5
Dimension (mm)	2750x1220x1895
Wheelbase (mm)	1642.48
Wheel Tread (front/rear mm)	1200/1210
Maximum Speed (km/h)	20
Braking Distance (m)	≤3
Minimum Turning Radius (m)	≤3
Maximum Gradability (full load)	25%
Curb Weight (kg)	390
Maximum Gross Weight (kg)	540
Minimum Ground Clearance (full load)	110
Suspension System	Front: double wishbone independent suspension Rear: leaf spring suspension